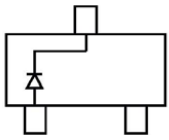




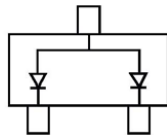
### BAS40W/-04/-05/-06 SCHOTTKY BARRIER DIODE

#### FEATURES

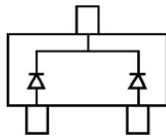
- Low Forward Voltage
- Fast Switching



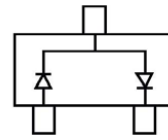
BAS40W



BAS40W-06



BAS40W-05



BAS40W-04

#### MARKING:

- BAS40W : 43
- BAS40W-06 : 46
- BAS40W-05 : 45
- BAS40W-04 : 44

#### Maximum Ratings @Ta=25°C

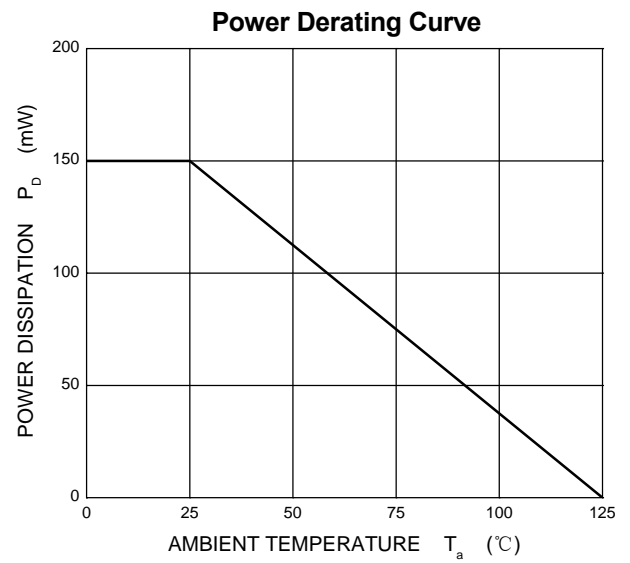
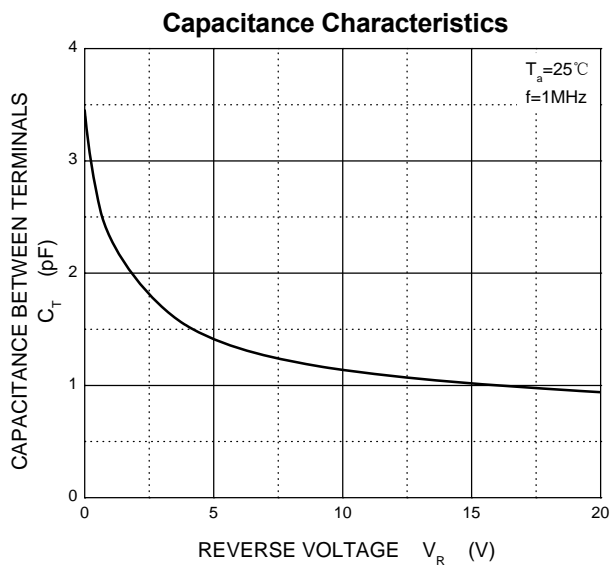
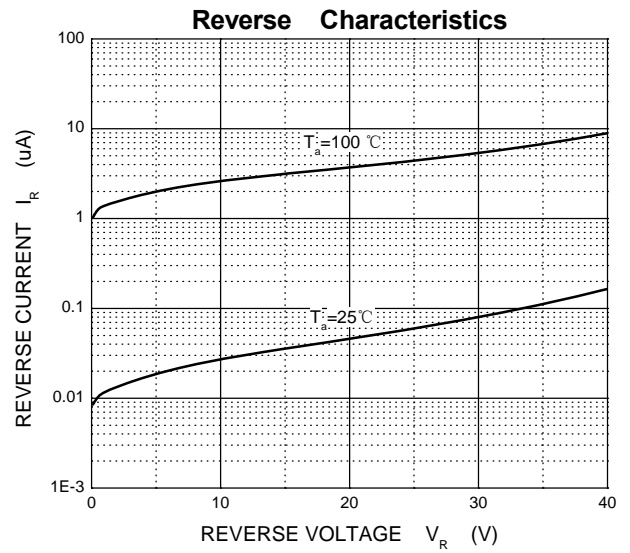
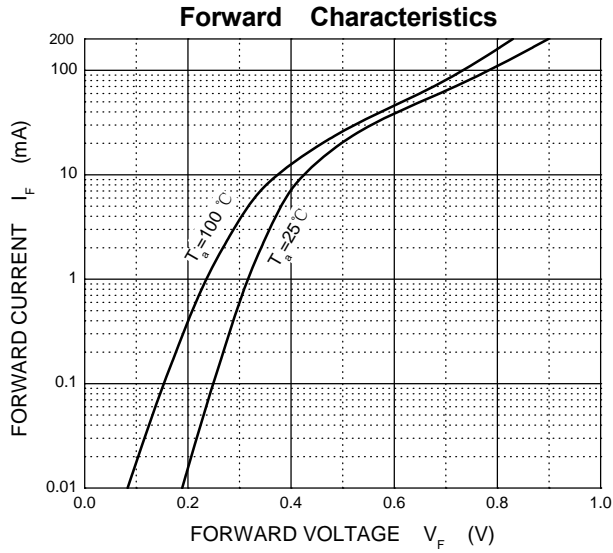
Parameter	Symbol	Limit	Unit
Peak repetitive peak reverse voltage	$V_{RRM}$	40	V
Working peak reverse voltage	$V_{RWM}$		
DC blocking voltage	$V_R$		
Forward continuous current	$I_{FM}$	200	mA
Power dissipation	$P_D$	150	mW
Thermal resistance junction to ambient	$R_{\theta JA}$	667	°C/W
Junction temperature	$T_J$	125	°C
Storage temperature range	$T_{STG}$	-55~+150	°C

#### ELECTRICAL CHARACTERISTICS (Ta=25°C unless otherwise specified)

Parameter	Symbol	Test conditions	Min	Max	Unit
Reverse breakdown voltage	$V_{(BR)}$	$I_R=10\mu A$	40		V
Reverse voltage leakage current	$I_R$	$V_R=30V$		200	nA
Forward voltage	$V_F$	$I_F=1mA$ $I_F=40mA$		380 1000	mV
Diode capacitance	$C_D$	$V_R=0, f=1MHz$		5	pF
Reverse recovery time	$t_{rr}$	$I_r=1mA, I_R=I_F=10mA$ $R_L=100\Omega$		5	ns

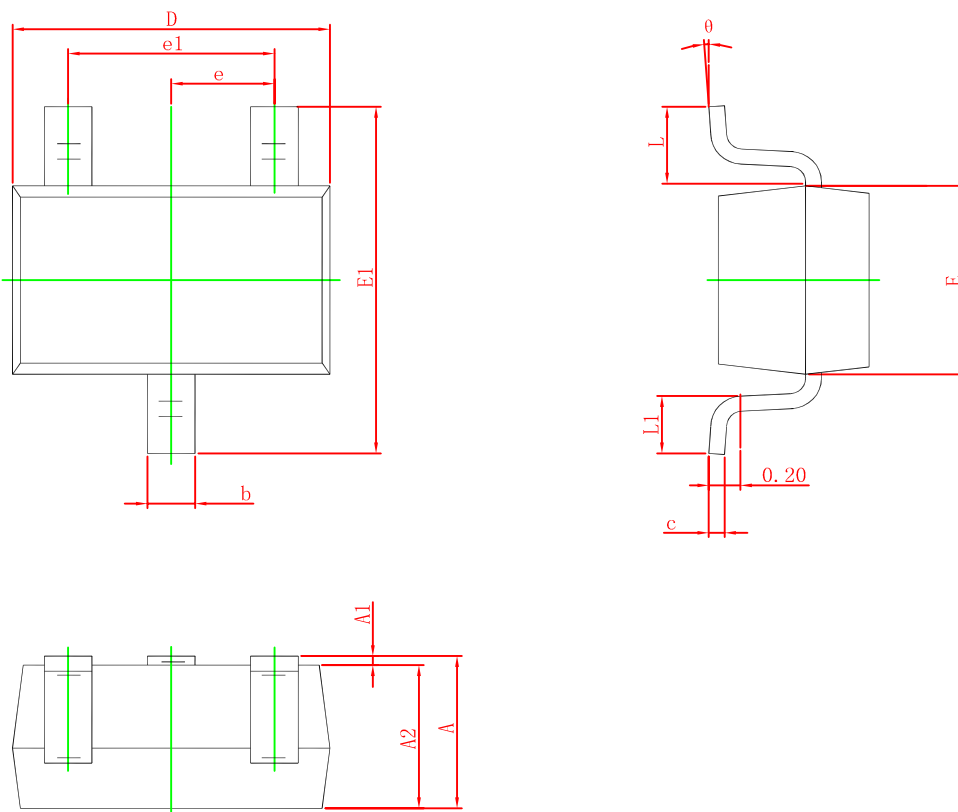


## Typical Characteristics





### SOT-323 PACKAGE OUTLINE DIMENSIONS



Symbol	Dimensions In Millimeters		Dimensions In Inches	
	Min.	Max.	Min.	Max.
A	0.900	1.100	0.035	0.043
A1	0.000	0.100	0.000	0.004
A2	0.900	1.000	0.035	0.039
b	0.200	0.400	0.008	0.016
c	0.080	0.150	0.003	0.006
D	2.000	2.200	0.079	0.087
E	1.150	1.350	0.045	0.053
E1	2.150	2.450	0.085	0.096
e	0.650 TYP.		0.026 TYP.	
e1	1.200	1.400	0.047	0.055
L	0.525 REF.		0.021 REF.	
L1	0.260	0.460	0.010	0.018
$\theta$	0°	8°	0°	8°